

The Cytoscape Automation app article collection

Barry Demchak, David Otasek, Alexander Pico, Gary Bader, Keiichiro Ono,
Brett Settle, Eric Sage, John H. Morris, William Longabaugh, Christian
Lopes, et al.

► **To cite this version:**

Barry Demchak, David Otasek, Alexander Pico, Gary Bader, Keiichiro Ono, et al.. The Cytoscape Automation app article collection. F1000Research, Faculty of 1000, 2018, 7, pp.800. 10.12688/f1000research.15355.1 . pasteur-02972651

HAL Id: pasteur-02972651

<https://hal-pasteur.archives-ouvertes.fr/pasteur-02972651>

Submitted on 20 Oct 2020

HAL is a multi-disciplinary open access archive for the deposit and dissemination of scientific research documents, whether they are published or not. The documents may come from teaching and research institutions in France or abroad, or from public or private research centers.






L'archive ouverte pluridisciplinaire **HAL**, est destinée au dépôt et à la diffusion de documents scientifiques de niveau recherche, publiés ou non, émanant des établissements d'enseignement et de recherche français ou étrangers, des laboratoires publics ou privés.





EDITORIAL

The Cytoscape Automation app article collection [version 1; peer review: not peer reviewed]

Barry Demchak ¹, David Otasek¹, Alexander R Pico ², Gary D Bader ³, Keiichiro Ono¹, Brett Settle¹, Eric Sage¹, John H Morris ⁴, William Longabaugh⁵, Christian Lopes³, Michael Kucera³, Adam Treister ², Benno Schwikowski⁶, Piet Molenaar⁷, Trey Ideker¹

¹Department of Medicine, University of California, San Diego, La Jolla, CA, 92093, USA

²Gladstone Institutes, San Francisco, CA, 95158, USA

³The Donnelly Centre, University of Toronto, Toronto, ON, M5S 3E1, Canada

⁴University of California, San Francisco, San Francisco, CA, 94143, USA

⁵Institute for Systems Biology, Seattle, WA, 98109, USA

⁶Institut Pasteur, Paris, 75015, France

⁷Amsterdam Medical Centre, Amsterdam, 1105 AZ, The Netherlands

v1 **First published:** 20 Jun 2018, 7:800
<https://doi.org/10.12688/f1000research.15355.1>

Latest published: 20 Jun 2018, 7:800
<https://doi.org/10.12688/f1000research.15355.1>

Abstract

Cytoscape is the premiere platform for interactive analysis, integration and visualization of network data. While Cytoscape itself delivers much basic functionality, it relies on community-written apps to deliver specialized functions and analyses. To date, Cytoscape's CyREST feature has allowed researchers to write workflows that call basic Cytoscape functions, but provides no access to its high value app-based functions. With Cytoscape Automation, workflows can now call apps that have been upgraded to expose their functionality. This article collection is a resource to assist readers in quickly and economically leveraging such apps in reproducible workflows that scale independently to large data sets and production runs.

Keywords

Cytoscape, Automation, App, Network Biology, Network Analysis, Network Visualization

Not Peer Reviewed

This article is an Editorial and has not been subject to external peer review.

Any comments on the article can be found at the end of the article.



This article is included in the **Cytoscape Apps** gateway.

Corresponding author: Barry Demchak (idekerlab.bdemchak@gmail.com)

Author roles: **Demchak B:** Conceptualization, Project Administration, Supervision, Writing – Original Draft Preparation; **Otasek D:** Software; **Pico AR:** Conceptualization, Software, Supervision, Writing – Review & Editing; **Bader GD:** Funding Acquisition, Supervision; **Ono K:** Software; **Settle B:** Software; **Sage E:** Software; **Morris JH:** Software; **Longabaugh W:** Software, Writing – Review & Editing; **Lopes C:** Software; **Kucera M:** Software; **Treister A:** Software; **Schwikowski B:** Funding Acquisition, Software; **Molenaar P:** Software; **Ideker T:** Funding Acquisition, Supervision

Competing interests: No competing interests were disclosed.

Grant information: This work was supported with funding from the National Resource for Network Biology (NRNB) under award number P41 GM103504 and the National Institute of General Medical Sciences (NIGMS) under award number R01 GM070743, both assigned to TI. *The funders had no role in study design, data collection and analysis, decision to publish, or preparation of the manuscript.*

Copyright: © 2018 Demchak B *et al.* This is an open access article distributed under the terms of the [Creative Commons Attribution License](#), which permits unrestricted use, distribution, and reproduction in any medium, provided the original work is properly cited.

How to cite this article: Demchak B, Otasek D, Pico AR *et al.* **The Cytoscape Automation app article collection [version 1; peer review: not peer reviewed]** F1000Research 2018, 7:800 <https://doi.org/10.12688/f1000research.15355.1>

First published: 20 Jun 2018, 7:800 <https://doi.org/10.12688/f1000research.15355.1>

Editorial

Cytoscape is an open source software platform for interactive analysis, integration and visualization of networks and network data¹. At heart, Cytoscape provides basic network analysis functionality (e.g., network import/export, network data analysis, visualization and layout) in a menu-driven desktop format. Most importantly, it also enables and encourages users to add extensions (called apps) that deliver custom features important for specific workflows (e.g., ClueGO² for enrichment analysis relative to various ontologies). To date, Cytoscape users can choose among over 330 apps written by over 550 authors.

In 2014, the CyREST app³ was created to allow external programs to exercise core Cytoscape functionality as part of custom workflows. By authoring such workflows in common languages (such as R and Python), users can combine the best features of Cytoscape with those available in language-specific libraries, thus creating new value much more quickly and cheaply than writing conventional Cytoscape apps. Furthermore, such workflows can more easily integrate external applications (e.g., GenePattern and iGraph) and multiple large datasets. Finally, external workflows enable reproducibility not available using Cytoscape's standard mouse/keyboard/display interaction mode.

In 2018, [Cytoscape Automation](#) was created to enable external workflows to also call functionality in apps. For an app to be callable, it must be upgraded to support automation via either a

Commands or Functions interface. As of March, 2018, app authors upgraded and released 22 apps.

This collection of Cytoscape app articles at *F1000Research* is intended to serve as a resource to researchers (as workflow authors) and app developers to understand the features and interfaces exposed by automation-enabled apps. They are written by the app authors themselves according to a template that calls for explaining newly available functions, how they can be called, and with real world examples. We intend that readers be able to quickly and economically incorporate Cytoscape app functionality as reproducible workflows that scale independently to large data sets and production runs.

Data availability

No data are associated with this article.

Competing interests

No competing interests were disclosed.

Grant information

This work was supported with funding from the National Resource for Network Biology (NRNB) under award number P41 GM103504 and the National Institute of General Medical Sciences (NIGMS) under award number R01 GM070743, both assigned to TI.

The funders had no role in study design, data collection and analysis, decision to publish, or preparation of the manuscript.

References

1. Pico AR, Bader GD, Demchak B, *et al.*: **The Cytoscape app article collection [version 1; referees: not peer reviewed]**. *F1000Res.* 2014; 3: 138. [PubMed Abstract](#) | [Publisher Full Text](#) | [Free Full Text](#)
2. Bindea G, Mlecnik B, Hackl H, *et al.*: **ClueGO: a Cytoscape plug-in to decipher functionally grouped gene ontology and pathway annotation networks.** *Bioinformatics.* 2009; 25(8): 1091–1093. [PubMed Abstract](#) | [Publisher Full Text](#) | [Free Full Text](#)
3. Ono K, Muetze T, Kolishovski G, *et al.*: **CyREST: Turbocharging Cytoscape Access for External Tools via a RESTful API [version 1; referees: 2 approved]**. *F1000Res.* 2015; 4: 478. [PubMed Abstract](#) | [Publisher Full Text](#) | [Free Full Text](#)

The benefits of publishing with F1000Research:

- Your article is published within days, with no editorial bias
- You can publish traditional articles, null/negative results, case reports, data notes and more
- The peer review process is transparent and collaborative
- Your article is indexed in PubMed after passing peer review
- Dedicated customer support at every stage

For pre-submission enquiries, contact research@f1000.com

F1000Research